

AN ONLINE EXAMINATION SYSTEM

Prof. Manaswini A. Paralikar¹, Rutvik Devdare², Pranil More³, Kshitij Bodare⁴, Arun Yadav⁵

¹Lecturer, Department of Information Technology, Pimpri Chinchwad Polytechnic, Pune

^{2,3,4,5}Student, Department of Information Technology, Pimpri Chinchwad Polytechnic, Pune.

ABSTRACT

Online exam systems could be a technology-driven thanks to altering examination activities like online exam patterns with question banks, process communication timer, objective and subjective question section, conducting exams mistreatment the pc or mobile devices in a very paperless manner. Online examination system could be a value effective, ascendable thanks to convert ancient pen and paper-based exams to online and paperless mode. Candidates seem for the communication mistreatment any desktop, laptop, or mobile device with a browser communication result may be generated instantly for the target style of queries. It will alter overall examination management and ensuing generation activity.

Keywords: Online exam, Admin, Examinee.

1. INTRODUCTION

Over the years, Online exam system has evolved to nice levels and therefore the credit majorly goes to the technological advancements. With the introduction of Learning Management Systems and good lecture rooms, lecturers are given the facility to create their teaching system additional interactive and straight forward to trace the progress. Similarly, the arrival of online exam system has conjointly brought some vast advancement to the traditional assessment system. it's created the assessment technique entirely automatic, comprehensive, correct and instant. Such technological evolution has not simply brought ease to the teachers/educators, but also has conjointly introduced loads of advantages for the scholars and exam takers.

Exam candidates can work on a laptop in a very method they're aware of, instead of mistreatment pen and paper. Candidates square measure at an obstacle if they are doing not have access to laptop piece of writing tools once writing e.g. cut and pasting text, or employing a program for accounts. it's exhausting to modify to pen and paper once you square measure accustomed operating digitally, and it may be terribly effortful over long periods. Organizations greatly cut back the executive burden of organizing and running exams once it moves online. Printing and current exams on paper and organizing shipments of completed scripts to markers could be a long and expensive method. it's abundant faster to mark online exam and candidates welcome receiving results quickly. With auto-scorable queries, results square measure accessible now if needed. Operating online exam makes it easier for the examining body to manage all the tasks concerned in making exams. for instance, authoring queries may be done collaboratively, with clear workflows for review and approval of queries before they're additional to the question bank. It's additional environmentally friendly with less paper, printing and transport used overall.

This is an Online Examination System using PHP. This system helps a particular school to provides their students an online exam platform. The system has two types of users which are the Admin and the Students/Examinee.

The Admin user will be using the admin panel of the system that they are in charge of populating and maintaining the system's data. They will manage the list of Courses, Exams, Exam Questionnaires, and Examinees'. The admin user can view the exam results and feedbacks of the students. The Student Users can only take the exam, view their results and send feedback to the admin. Talking about the student taking the exam, the exam will only be created with a limited time duration. Every student who will start to take the exam will only allow them to finish answering that by the given period.

2. METHODOLOGY

First, we visit various online exam web site available on Google. Taking information from websites and what is trends in online exam systems we process to create an online exam system by using languages like PHP, HTML, CSS, Bootstrap, JS, and for database My SQL.

Steps how admin panel works:

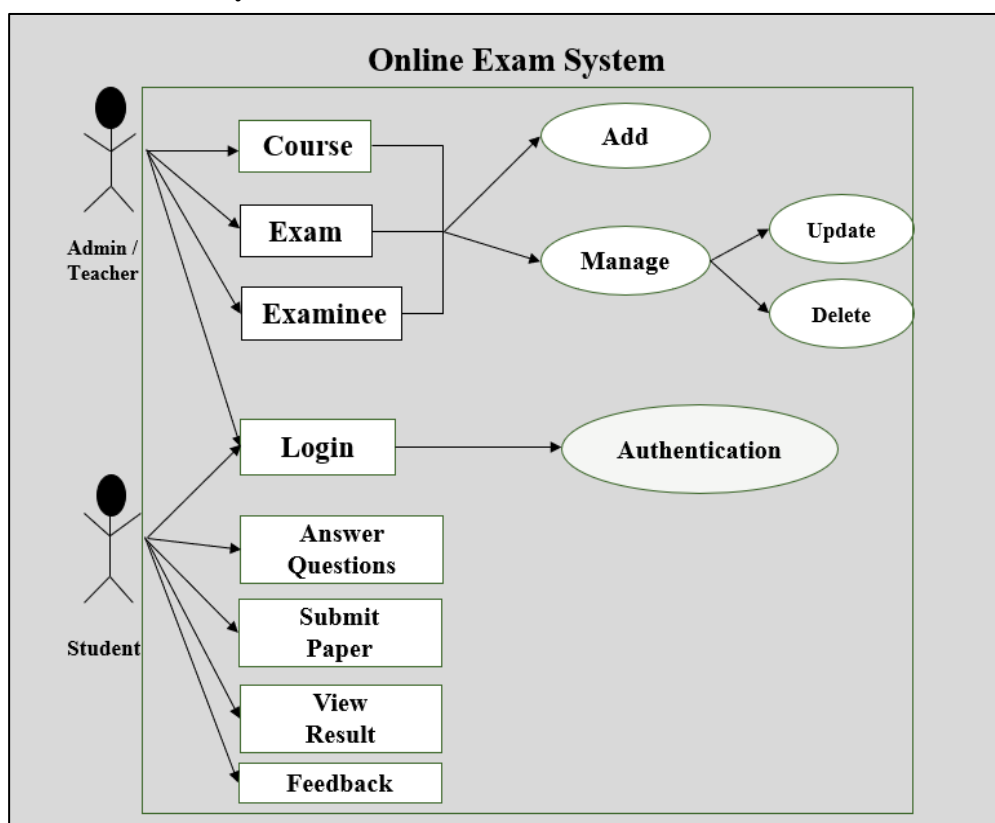
1. There is an admin panel where the admin can log in by using the user name and password.
2. After login admin there is an option like manage the course, manage exam, manage examinee/student, ranking, reports and last one is feedback.
3. First in the manage course section admin can add, manage, update and delete courses.
4. Then in the manage exam section there is an option to add exam and manage exam. In add exam there is a select course option admin can select a course from which the exam is taken. After that admin can set a time for an exam. Then how many questions to display. Then exam title and description for the student.

5. After successfully creating the exam the exam will display in the manage exam section. In this section, admin can manage and delete the exams. After clicking on manage exam there will be exam information and exam questions section. In the exam information section admin can update information on the point if needed. In another section admin add questions in MCQ format.
6. Then move to the next there is manage examinee/student section where admin add student there details like full name, birthday, gender, a course which they had to take the exam, year level, email and password for their login in the student panel to give exam. The password can set admin as they want any other.
7. After then the data of the student will save successfully. This data is displayed in the manage examinee section where admin has update option. In this option admin can also change information as he want.
8. Then there is ranking section in this section admin can see students' marks and percentages subject-wise.
9. And the final section is feedback from students.

Steps how student panel works:

1. Students can login by their email id and password are given by the admin/teacher.
2. In the student panel there are available exams, taken exams, and feedback
3. After login student can see the exam assigned to him in the available exam section.
4. After selecting an exam will start and students have a time limit to complete the exam.
5. After completing the exam student can see their score and give feedback.

ER Diagram for Online Exam System:



3. SYSTEM REQUIREMENTS

a. Software Requirements

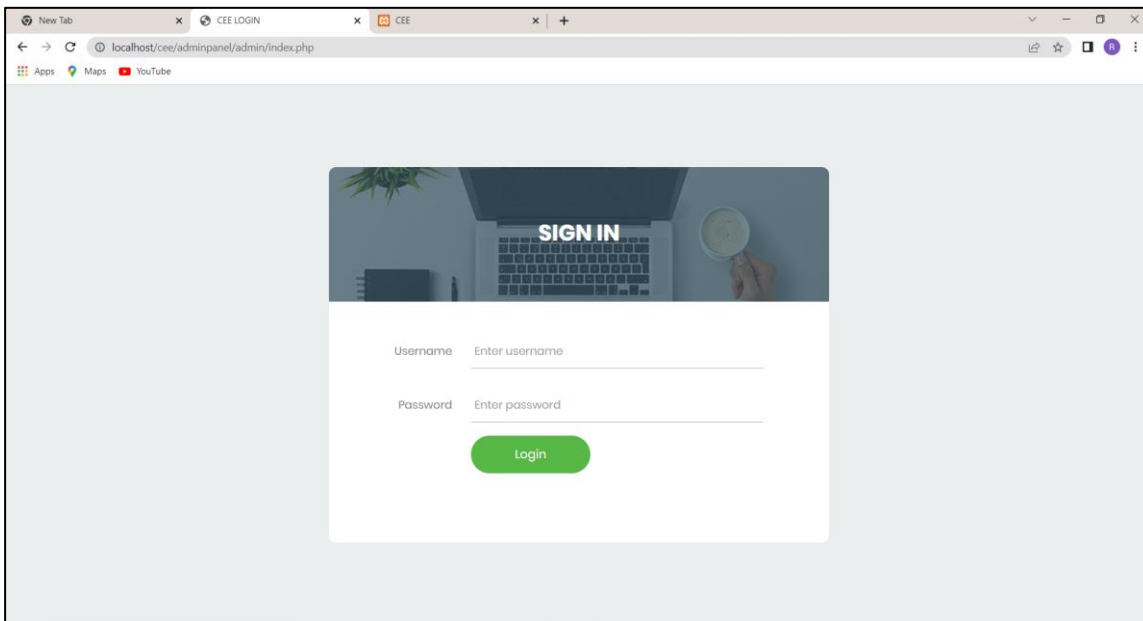
Operating System	Windows 10
Front End	HTML, CSS, JS
Frameworks/Library	Bootstrap, Google Font
Back End	PHP
Text Editor	Visual Studio Code
Database	MySQL
Web Browser	Google Chrome

b. Hardware Requirements

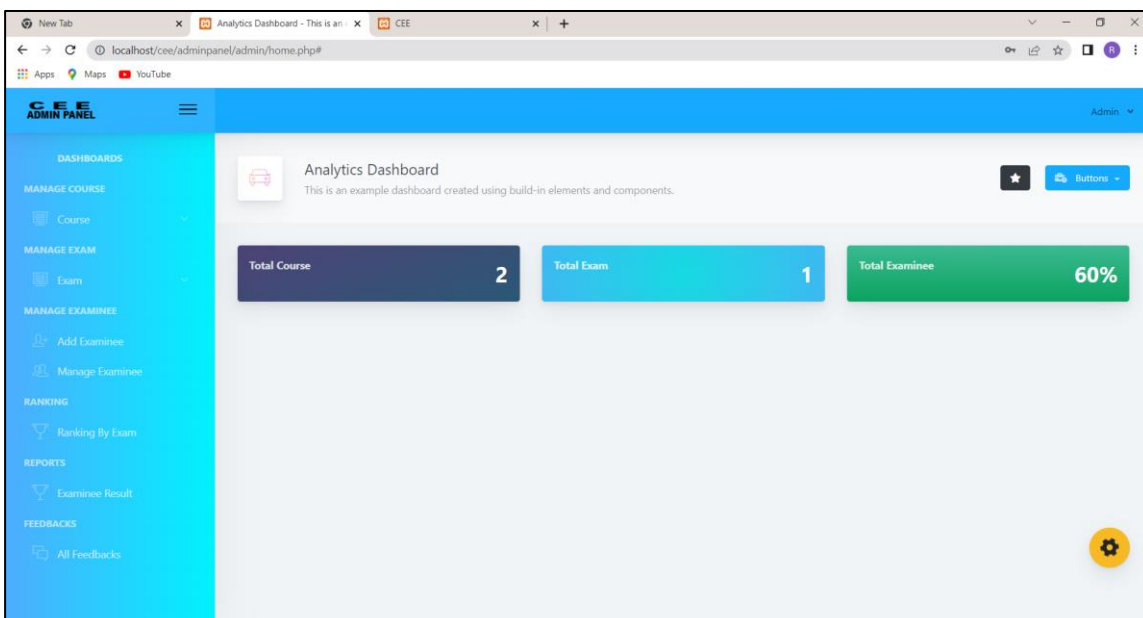
Processor	I3 or above Processor
RAM	2 GB
Disk Space	4GB of Available Hard Disk

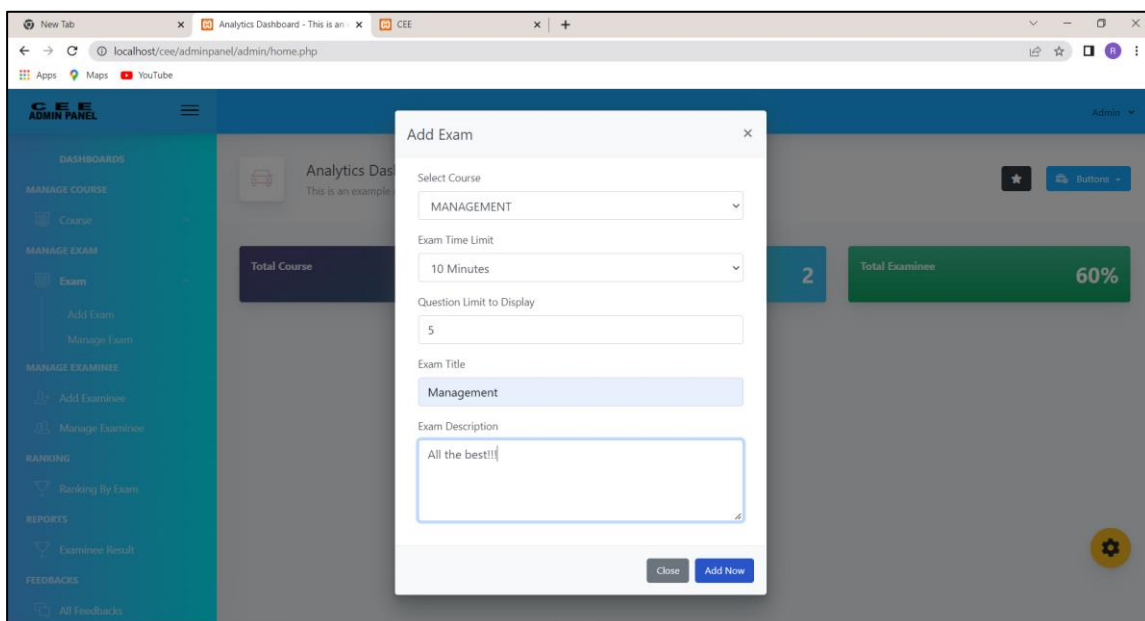
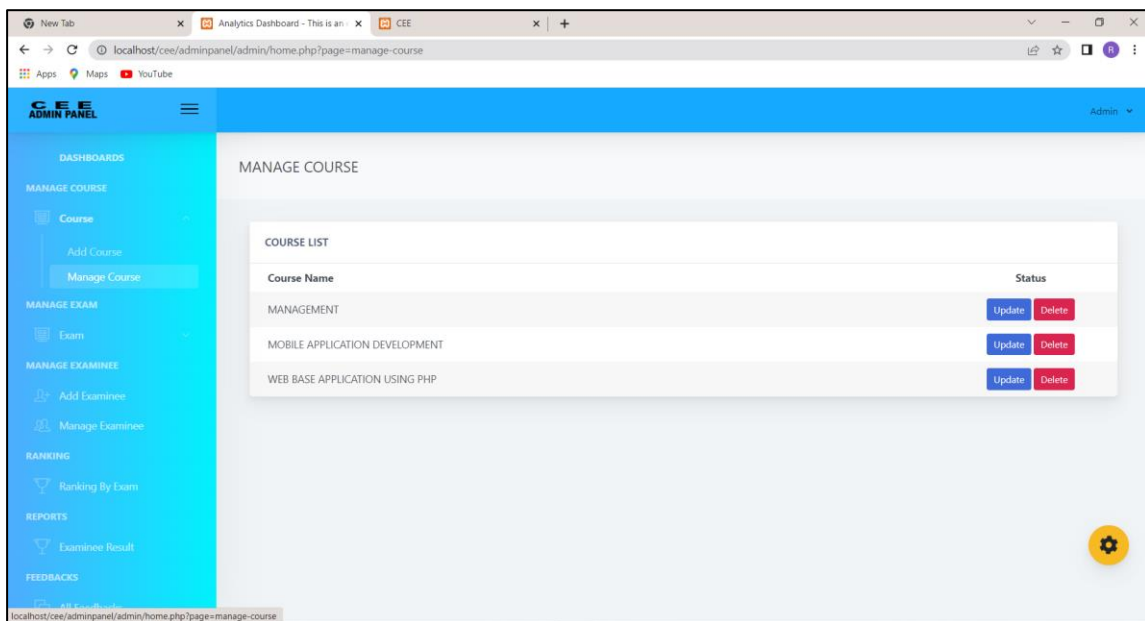
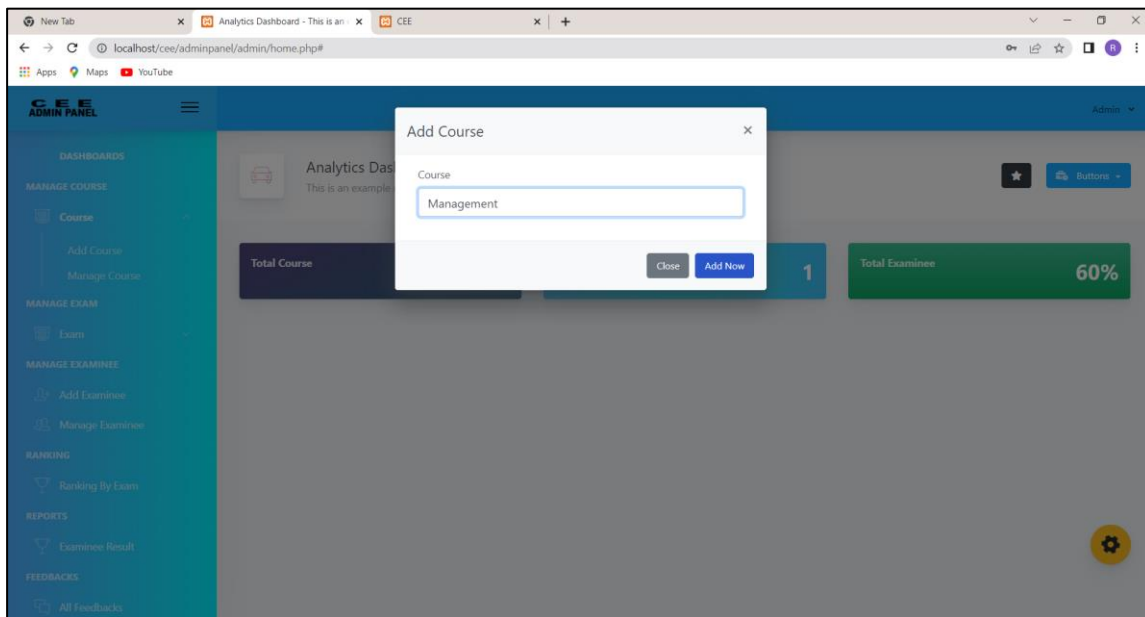
4. RESULT

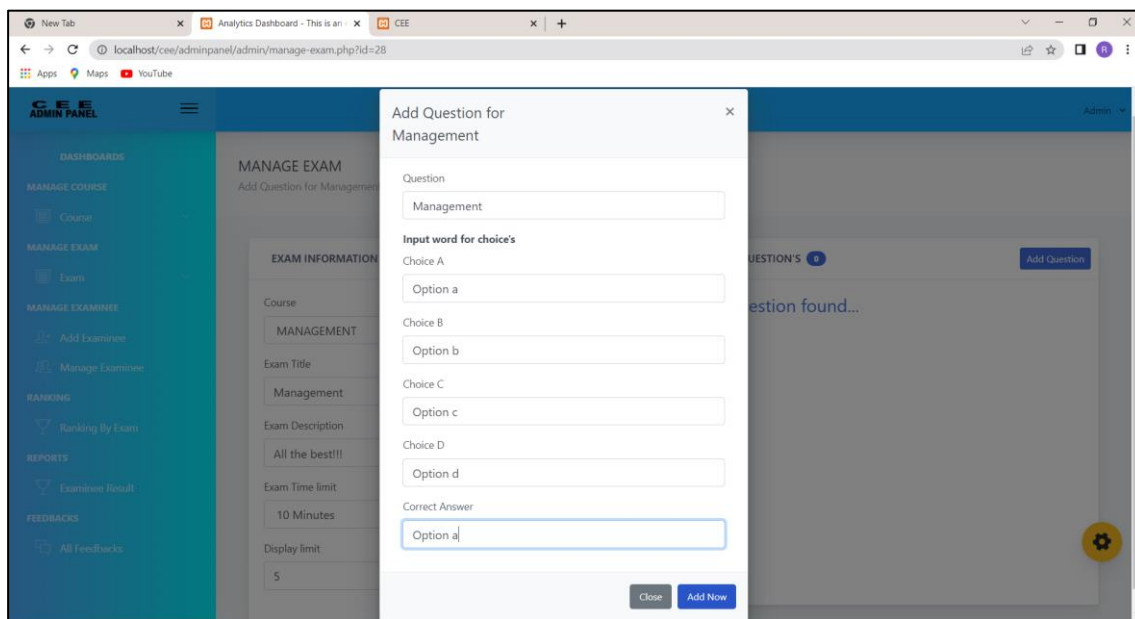
Admin Login Page:



Admin panel:



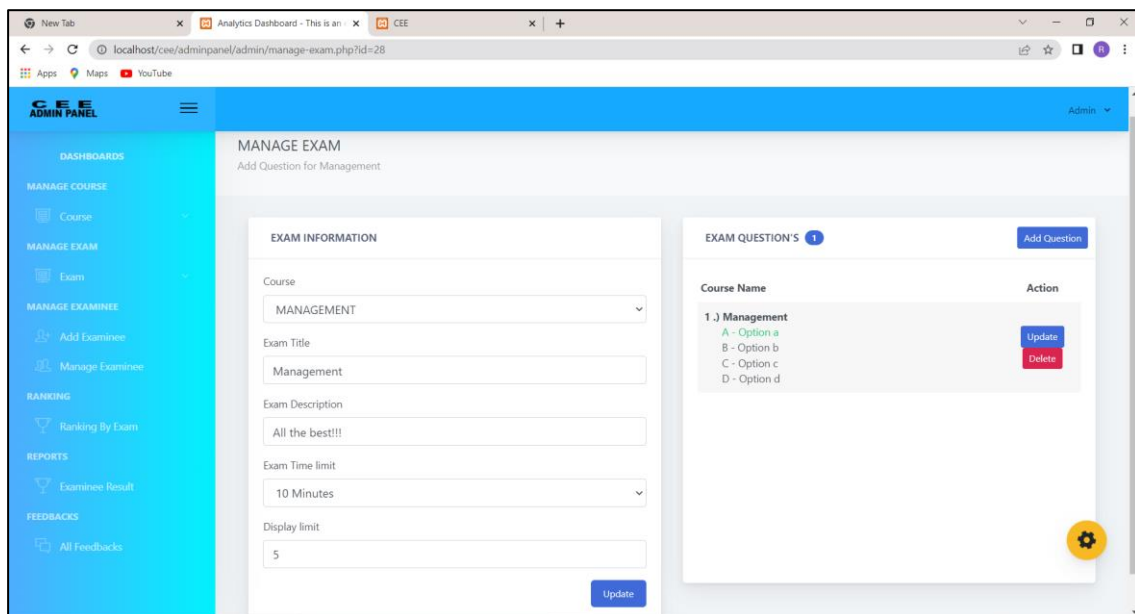




The screenshot shows a web browser window with the URL `localhost/cee/adminpanel/admin/manage-exam.php?id=28`. The page displays the 'MANAGE EXAM' section with a sidebar menu on the left. A modal titled 'Add Question for Management' is open, containing the following fields:

- Question:
- Input word for choice's:
 - Choice A:
 - Choice B:
 - Choice C:
 - Choice D:
- Correct Answer:

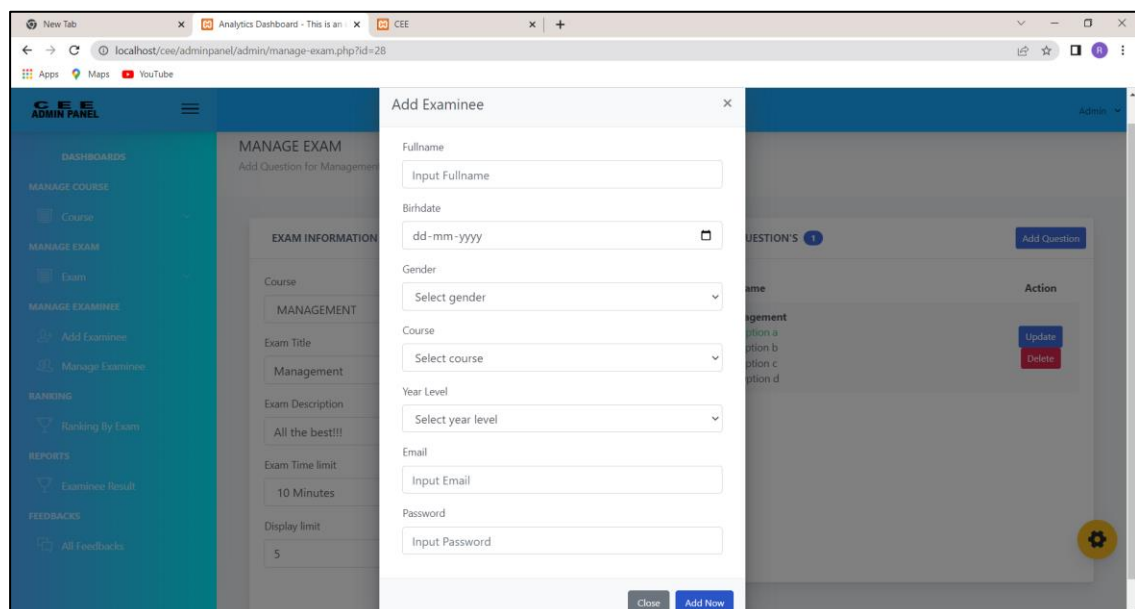
Buttons for 'Close' and 'Add Now' are at the bottom of the modal.



The screenshot shows the 'MANAGE EXAM' page with the following details:

- EXAM INFORMATION:**
 - Course:
 - Exam Title:
 - Exam Description:
 - Exam Time limit:
 - Display limit:
- EXAM QUESTION'S 1:**
 - Course Name: 1 J Management
 - Options: A - Option a, B - Option b, C - Option c, D - Option d
 - Action:

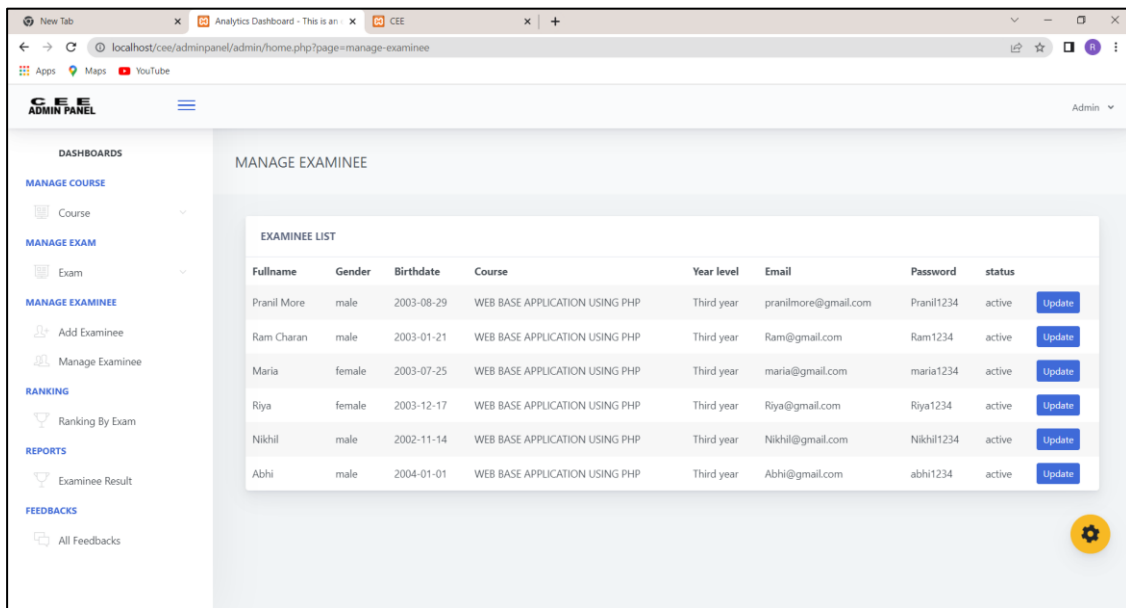
An 'Update' button is located at the bottom right of the 'EXAM INFORMATION' section.



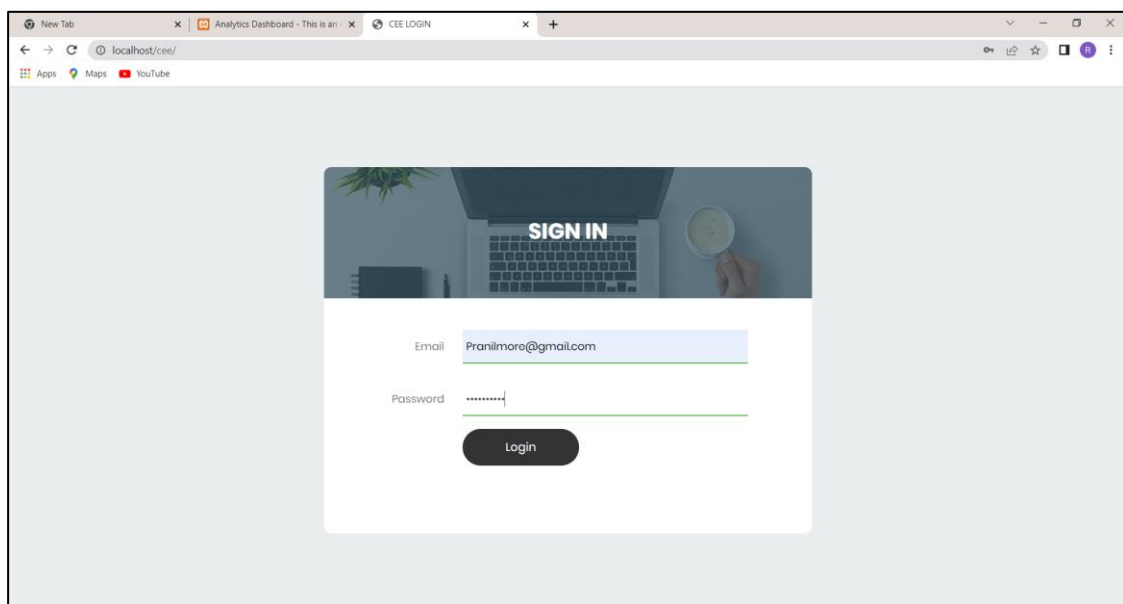
The screenshot shows the 'Add Examinee' modal form with the following fields:

- Fullname:
- Birhdate:
- Gender:
- Course:
- Year Level:
- Email:
- Password:

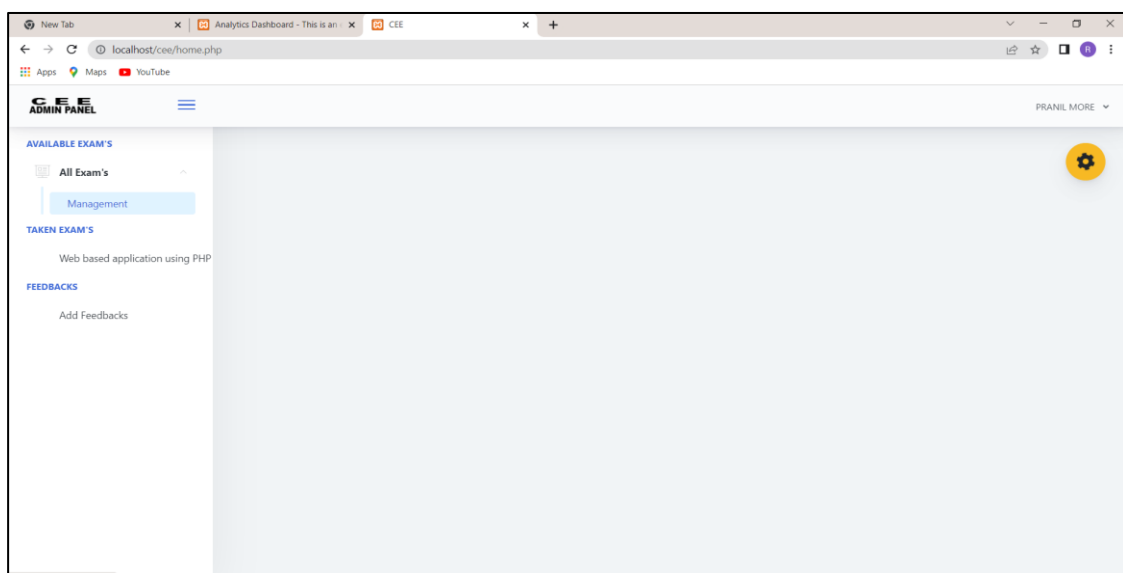
Buttons for 'Close' and 'Add Now' are at the bottom of the modal.

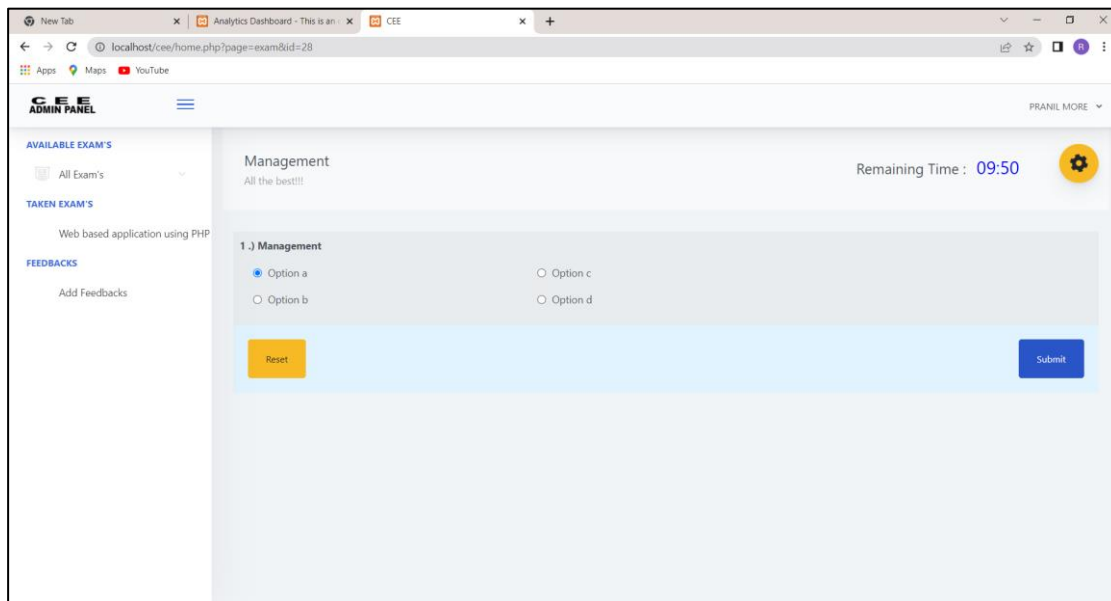
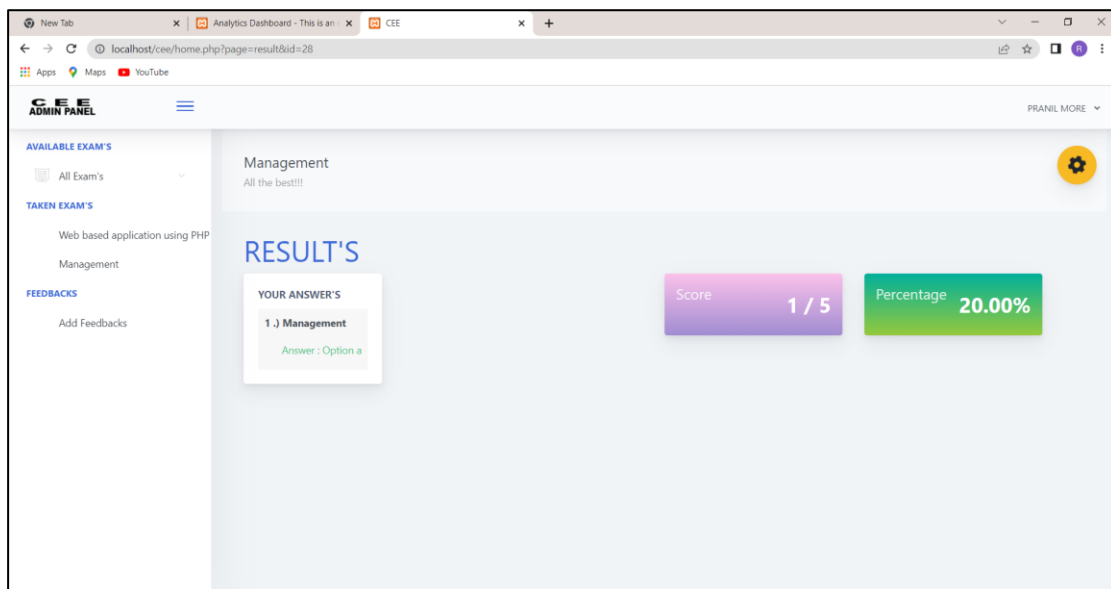
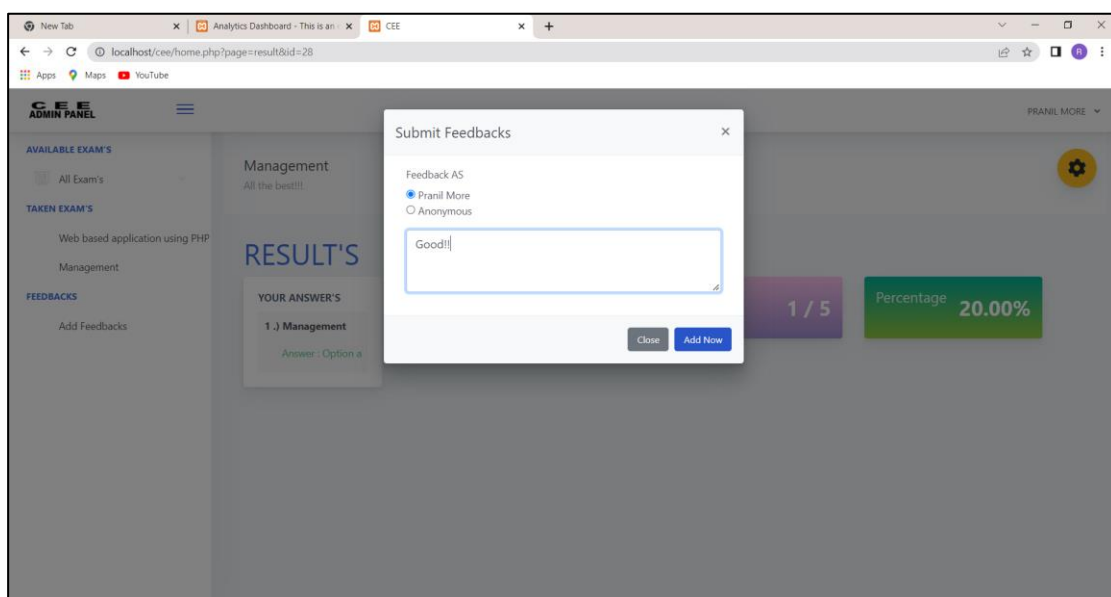


Student Login Page:



Student Panel:



5. CONCLUSION

The development of our project will result in providing a quick and safe system for students as well as teachers in the online exam system. The limitations with previously used online exam systems are reduced to some extent. Implementation of an Online examination system project helps to Conduct an environment friendly, convenient, money and time-saving examination. Manage financial and human resources and school/college services.

ACKNOWLEDGEMENTS

We have taken gigantic endeavours to foster this review paper up to the current stage. Regardless, it would not have been possible without the mindful assistance and help of various individuals and affiliations. We might want to stretch out my earnest gratitude to every one of them. We enjoy incredible introducing this report on "online examination system". We might want to show my sincere obligation to my aide Prof. M,A.Parlikar whose significant direction has assisted us with making review of our undertaking. Also we benevolently thank to Ms. S.L. Mortale, HOD of Information Technology for giving the essential assets.

6. REFERENCES

- [1] Utilizing Online Exams: A Case Study Stacy M.P. Schmidt, Ed.D., California State University, Bakersfield, USA David L. Ralph, Ph.D., Pepperdine University, USA, Bruce Buskirk, Ph.D., Pepperdine University, USA
- [2] An Online Dynamic Examination System (ODES) based on open source software tools George F. Fragulis *, Maria Papatsimouli, Lazaros Lazaridis, Ioannis A. Skordas Laboratory of Robotics, Embedded & Integrated Systems, Department Of Electrical and Computer Engineering, University of Western Macedonia, Kozani, Greece
- [3] DEVELOPMENT OF WEB-BASED EXAMINATION SYSTEM USING OPEN SOURCE PROGRAMMING MODEL Olalere A. ABASS, Dept. of Computer Science, School of Science, Tai Solarin College of Education, Omu-Ijebu, Ogun State, Nigeria Samuel A. OLAJIDE, Dept. of Educational Technology, Faculty of Education, University of Ilorin, Ilorin, Nigeri Babafemi O. SAMUEL, Dept. Computer Science, School of Science, Tai Solarin College of Education, Omu-Ijebu, Ogun State, Nigeria